

Gender Statistics 2023 – Applications and Funding Decisions

Development by Category

Breakdown of Development Applications assessed	Total Dev. Applications	Total split by category and percentage of overall totals									
		Irish Feature	%	Animation	%	Screenplay	%	Documentary	%	TV Drama	%
Applications Assessed	344	151*	44%^a	24	7%	52	15%	38	11%	79	23%
Projects w/ Female Writers	139	52	34% ^b	14	58%	16	31%	14	37%	43	54%
Projects w/ Female Directors	66	25	17%	5	21%	15	29%	10	26%	11	14%
Projects w/ Female Producers	172	63	42%	14	58%	28	54%	20	53%	47	59%
Successful Applications	164	77	51%^c	16	67%	13	25%	20	53%	48	61%
Successful Projects w/ Female Writers (as % of successful applications)	81	27	35% ^d	10	63%	6	46%	9	45%	29	61%
Successful Projects w/ Female Directors (as % of successful applications)	29	12	16%	3	19%	3	23%	5	25%	6	13%
Successful Projects w/ Female Producers (as % of successful applications)	78	31	40%	9	56%	2	15%	11	55%	25	52%

Note: the same project can be included in more than one figure – e.g. if there is a female writer and a female director, it will be included in both 'Projects w/ Female Writers' and 'Projects w/ Female Directors' lines. Therefore, the totals will not match the category totals.

*includes Additional Development Funding (Feature Film) applications

^a Percentage of overall total Development applications received by category – i.e. 151 Development applications out of a total of 344 received (44%) were for Irish Feature Film Development and Additional Development (Feature Film) funding.

^b Percentage of total Irish Feature Film Development and Additional Development (Irish Feature Film) Applications received that had a Female Writer attached – 52 Irish Feature Film Development Applications out of a total of 139 (34%) had a Female Writer.

^c Percentage of total Irish Feature Film Development and Additional Development (Irish Feature Film) Applications received that were successful for Development funding; 77 Irish Feature Film Development and Additional (Irish Feature Film) Development applications out of a total of 151 received were successful for funding – i.e. Irish Feature Film Development and Additional (Irish Feature Film) Development Applications have a combined success rate of 51%.

^d Percentage of successful Irish Feature Film Development and Additional Development (Irish Feature Film) applications with a Female Writer attached – i.e. 27 out of 77 successful Irish Feature Film Development and Additional Development (Irish Feature Film) applications (35%) had a Female Writer signed to the project.

% of Total Development Applications assessed with Female Talent (Writers, Directors & Producers) 2021 – 2023

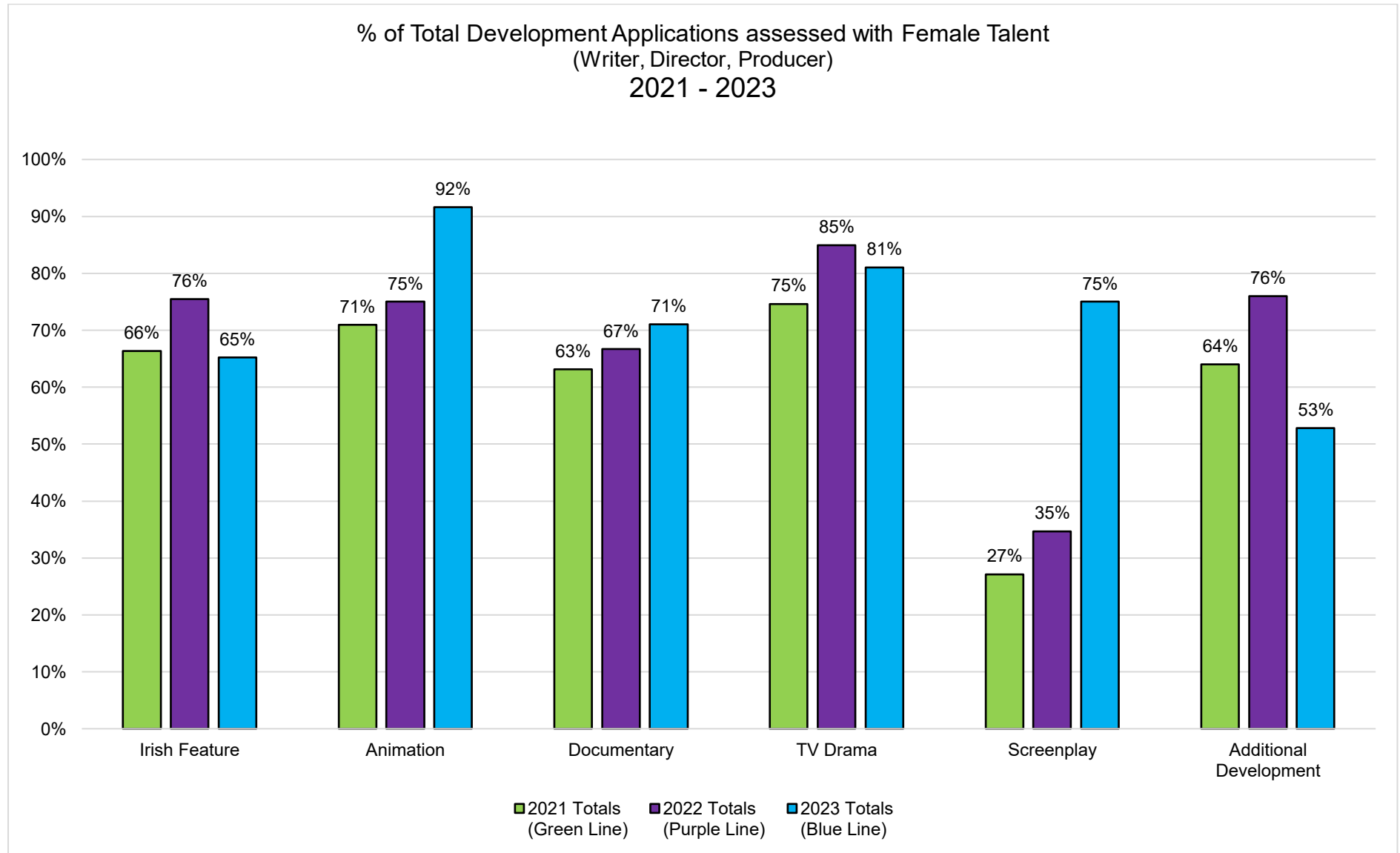


Diagram GS-23-1

% of Total Development Applications assessed with Female Talent (Writers & Directors only) 2021 – 2023

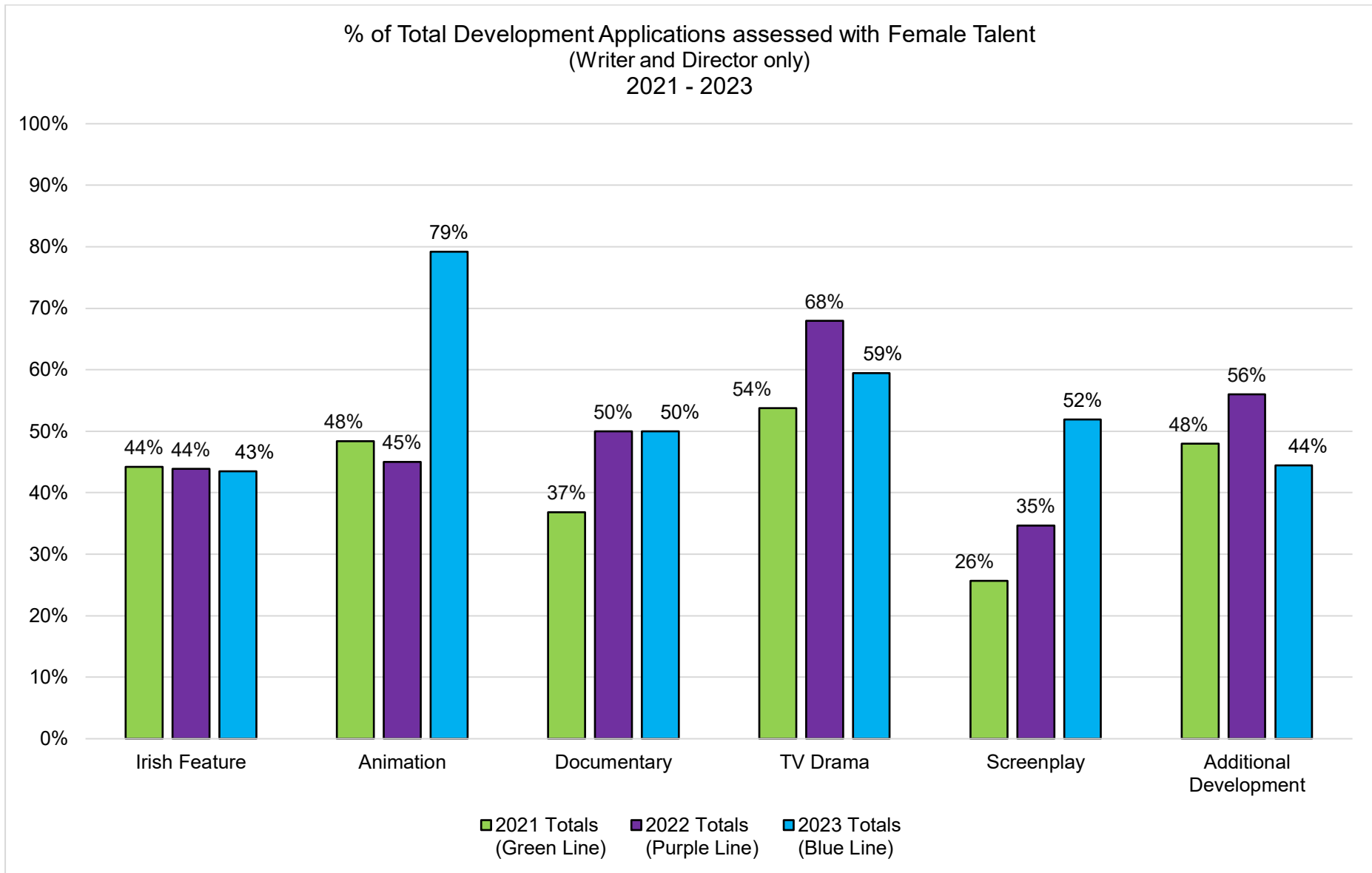


Diagram GS-23-2

% of Successful Development Applications with Female Talent (Writers, Directors & Producers) 2021 – 2023

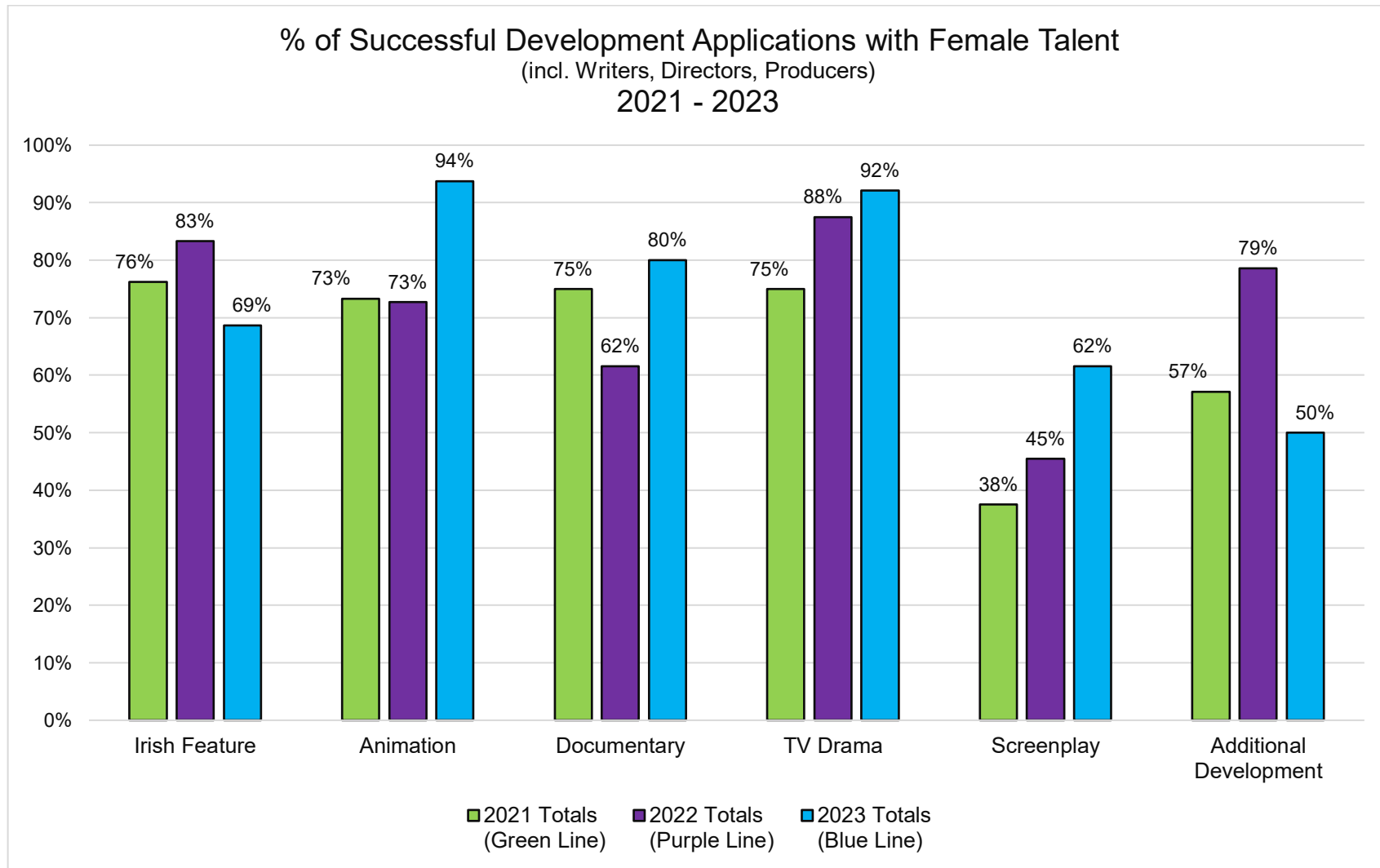


Diagram GS-23-3

% of Successful Development Applications with Female Talent (Writers and Directors only) 2021 – 2023

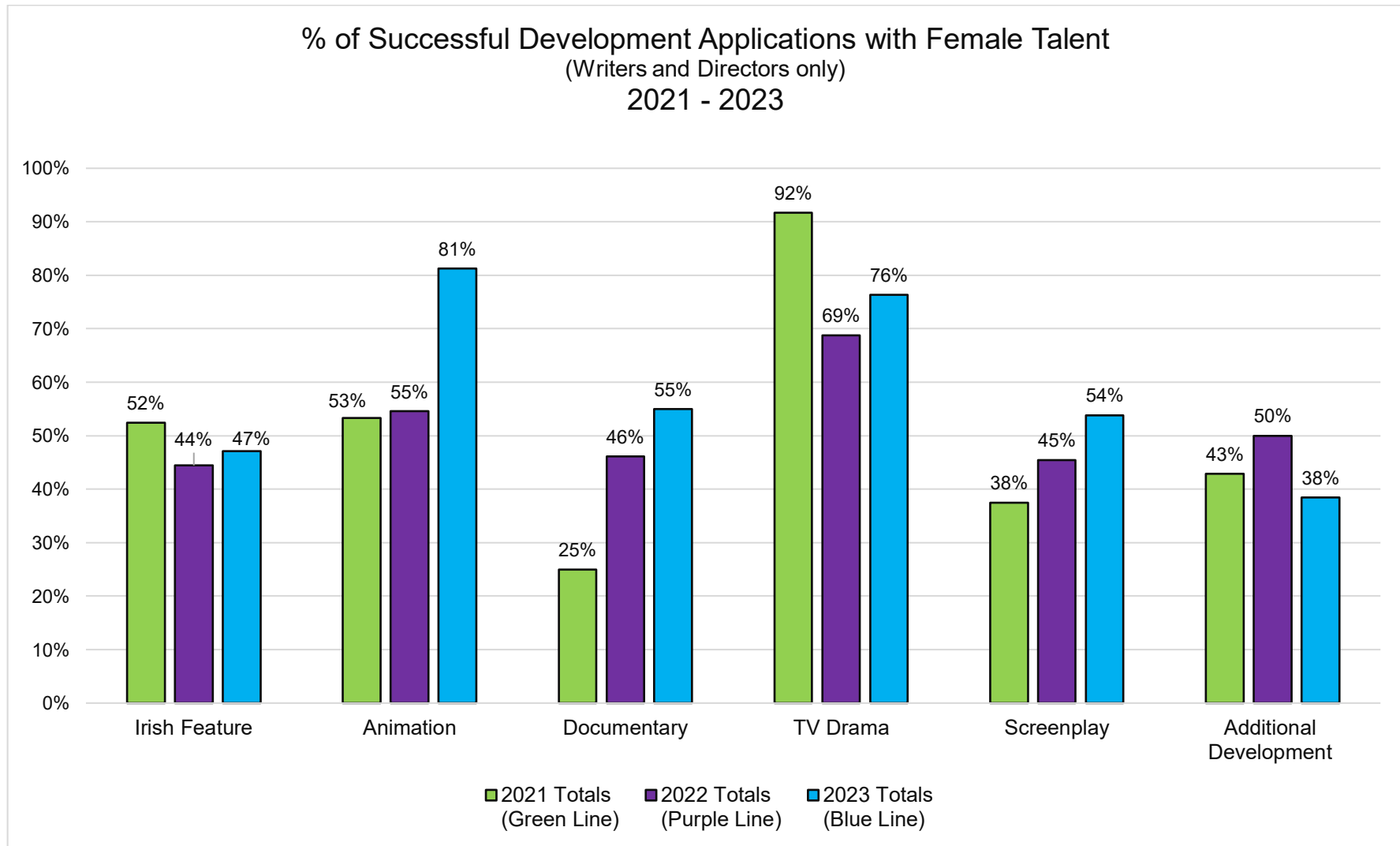


Diagram GS-23-4

Production Applications by Category 2023

Breakdown of Production applications assessed	Total split by category and percentage of overall totals												
	Production Totals	Irish Feature Film	%	Animation	%	Creative Co-Pro.	%	Documentary	%	TV Drama	%	Completion Funding	%
Applications Assessed	147	39	27%^e	17	12%	22	15%	47	32%	19	13%	3	2%
Projects w/ Female Writers	66	15	38% ^f	12	71%	5	23%	20	43%	14	74%	0	0%
Projects w/ Female Directors	50	10	26%	7	41%	4	18%	17	36%	12	63%	0	0%
Projects w/ Female Producers	88	27	69%	7	41%	11	50%	27	57%	15	79%	1	33%
Successful Applications	89	20	54%^g	16	94%	13	59%	27	57%	12	63%	1	33%
Successful Projects w/ Female Writers (as % of successful applications)	45	8	40% ^h	11	69%	4	31%	13	48%	9	75%	0	0%
Successful Projects w/ Female Directors (as % of successful applications)	34	6	30%	6	38%	3	23%	12	44%	7	58%	0	0%
Successful Projects w/ Female Producers (as % of successful applications)	52	15	75%	6	38%	6	46%	15	56%	10	83%	0	0%

Note: the same project can be included in more than one figure – e.g. if there is a female writer and a female director, it will be included in both ‘Projects w/ Female Writers’ and ‘Projects w/ Female Directors’ lines. Therefore, the totals will not match the category totals.

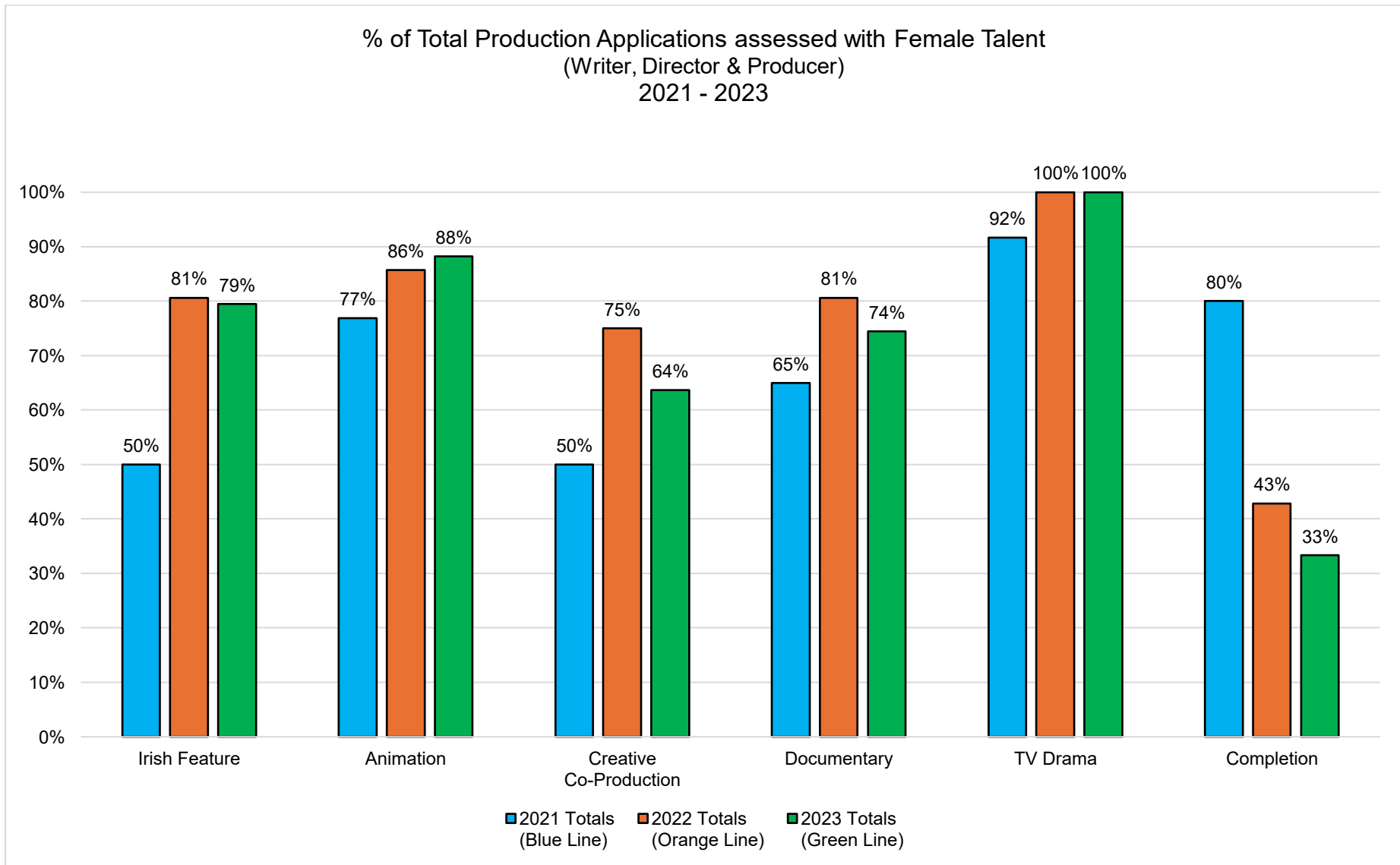
^e Percentage of overall total Production applications received by category – i.e. 39 Production applications out of a total of 147 received (27%) were for Irish Feature Film Production funding.

^f Percentage of total Irish Feature Film Production Applications received that had a Female Writer attached – 15 applications out of a total of 39 Irish Feature Film Production Applications received (38%) had a Female Writer.

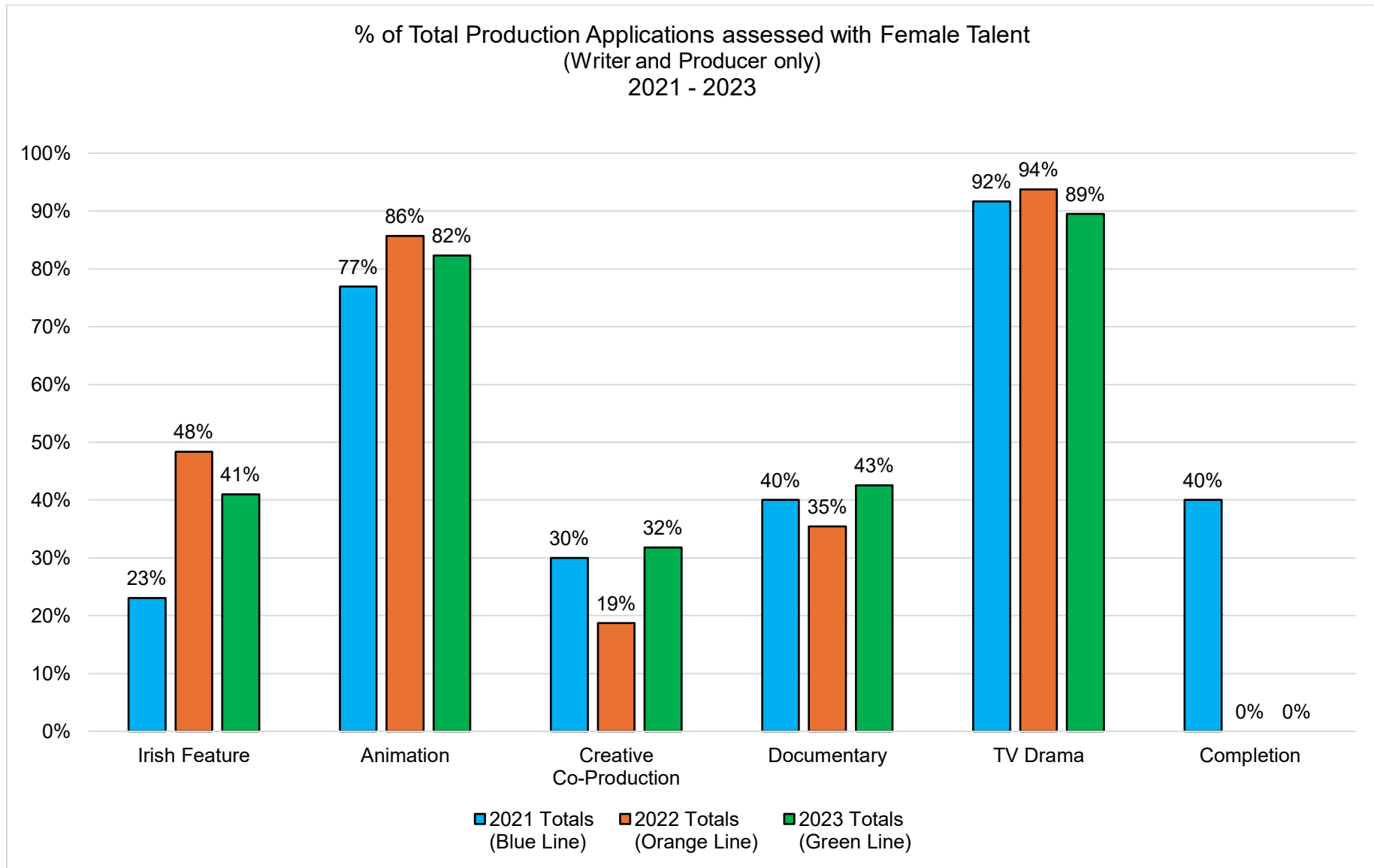
^g Percentage of total Irish Feature Film Production Applications received that were successful for Production funding – i.e. Irish Feature Film Production Applications have a success rate of 54%.

^h Percentage of successful Irish Feature Film Production applications with a Female Writer attached – i.e. 8 out of 20 successful Irish Feature Film Production applications (40%) had a Female Writer signed to the project.

% of Total Production Applications assessed with Female Talent (Writer, Director & Producer) 2021 – 2023



of Total Production Applications assessed with Female Talent (Writer & Director only) 2021 – 2023



% of Successful Production Applications with Female Talent (Writer, Director & Producer) 2021 – 2023

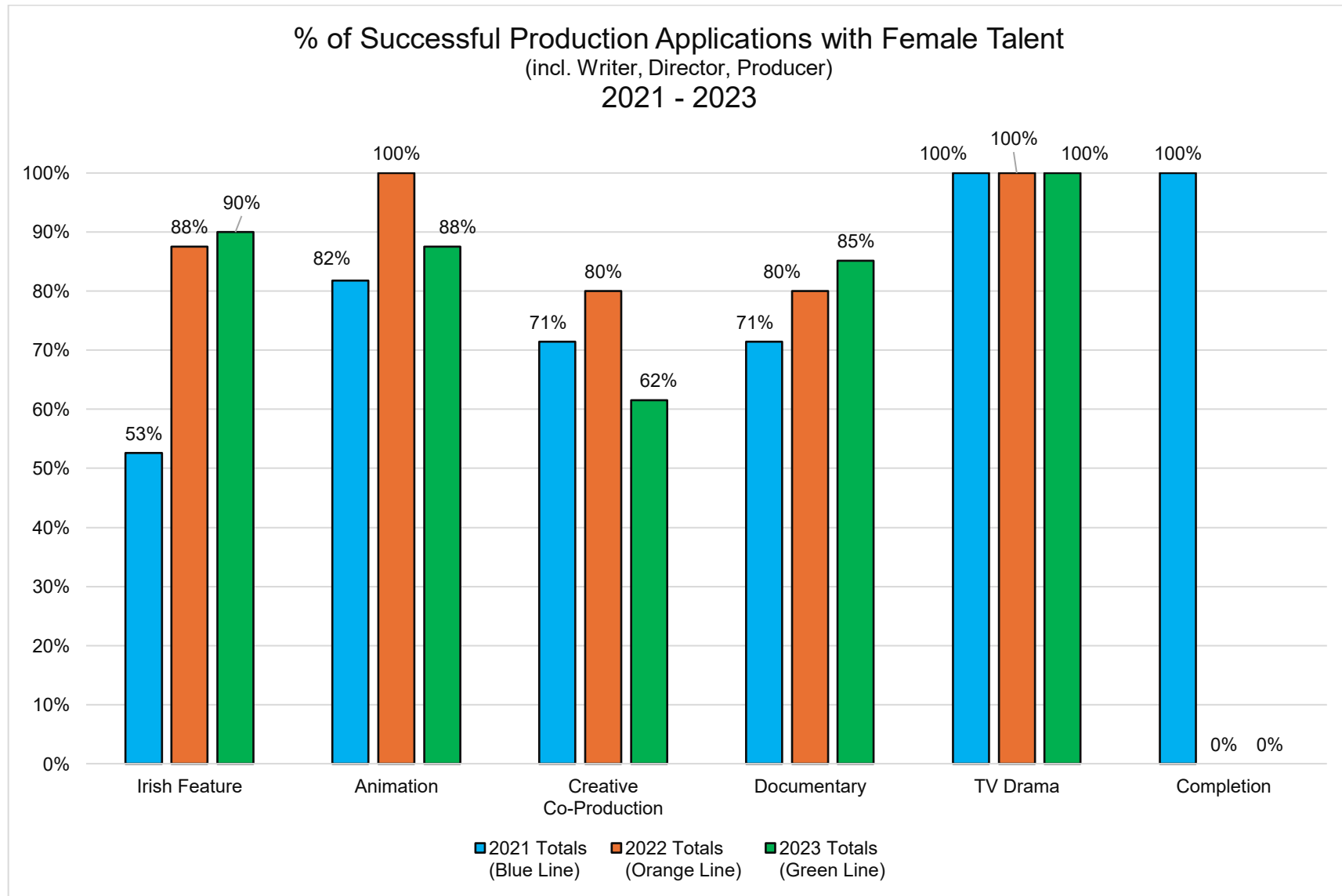


Diagram GS-23-3

% of Successful Production Applications with Female Talent (Writers and Directors only) 2021 – 2023

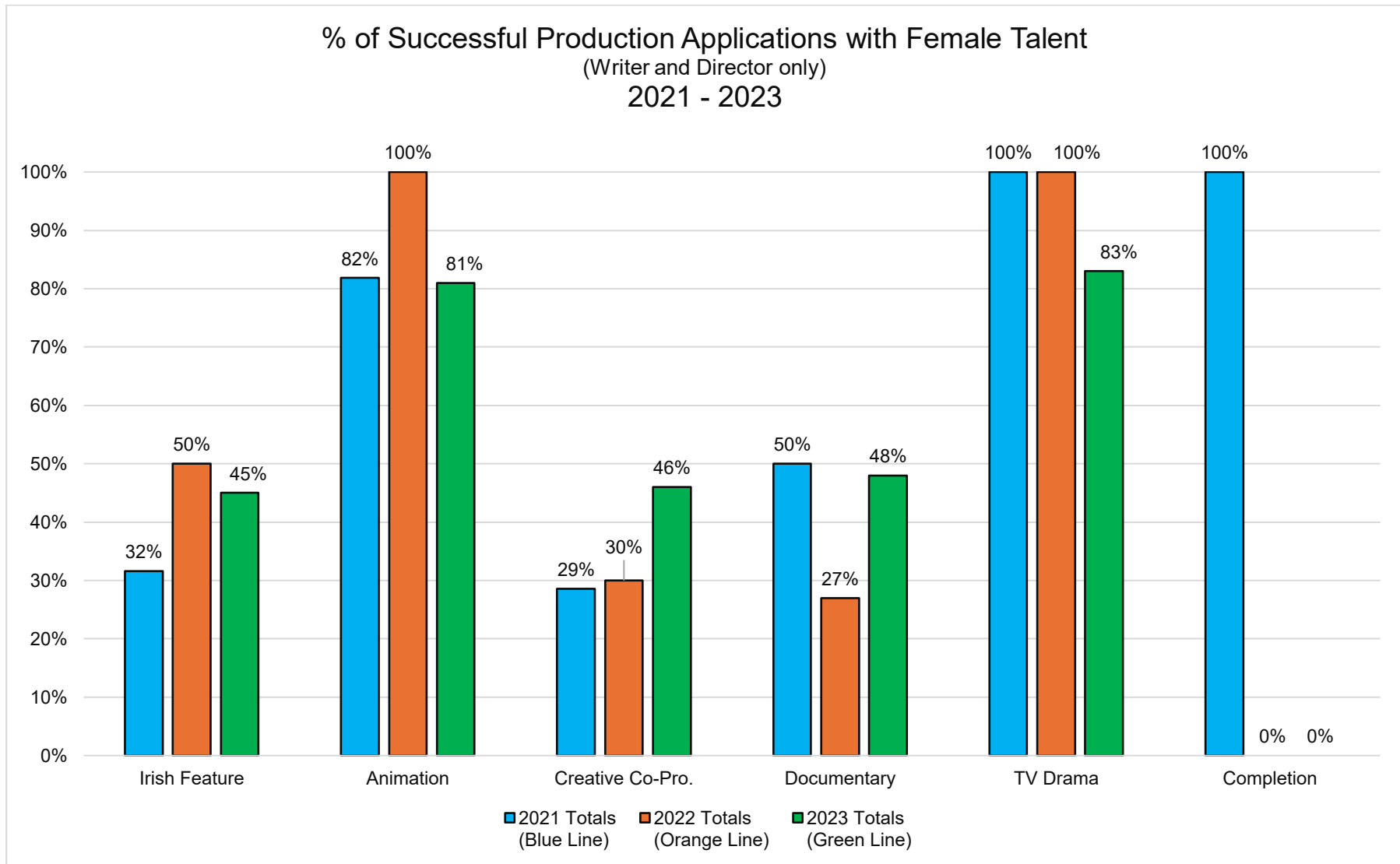


Diagram GS-23-4

Gender Statistics 2023 – Screen Ireland Projects in Production

% of Screen Ireland Projects in Production with Female Talent (Writers, Directors and Producers) 2021 – 2023

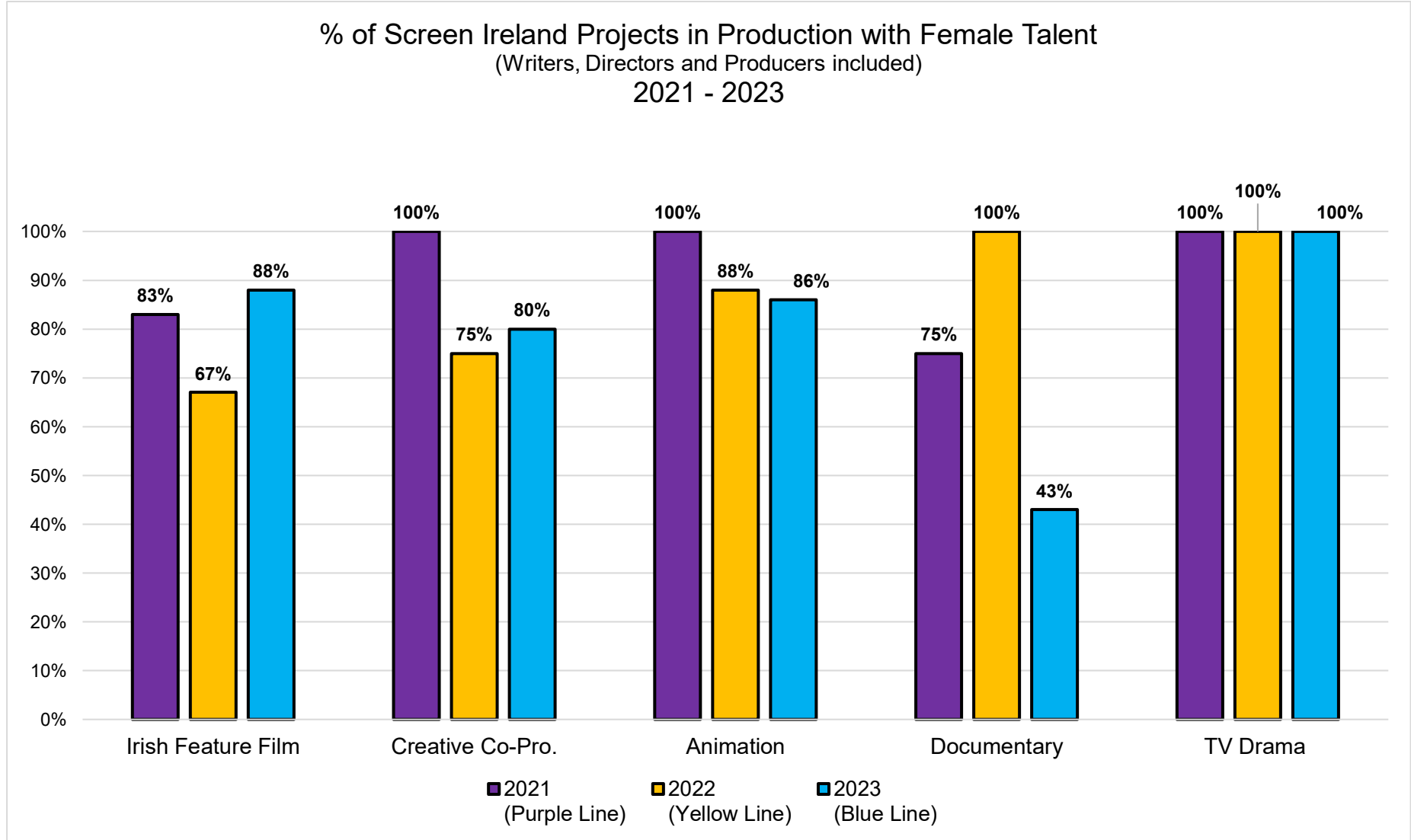


Diagram GS-23-5

% of Screen Ireland Projects in Production with Female Talent (Writers and Directors only) 2021 – 2023

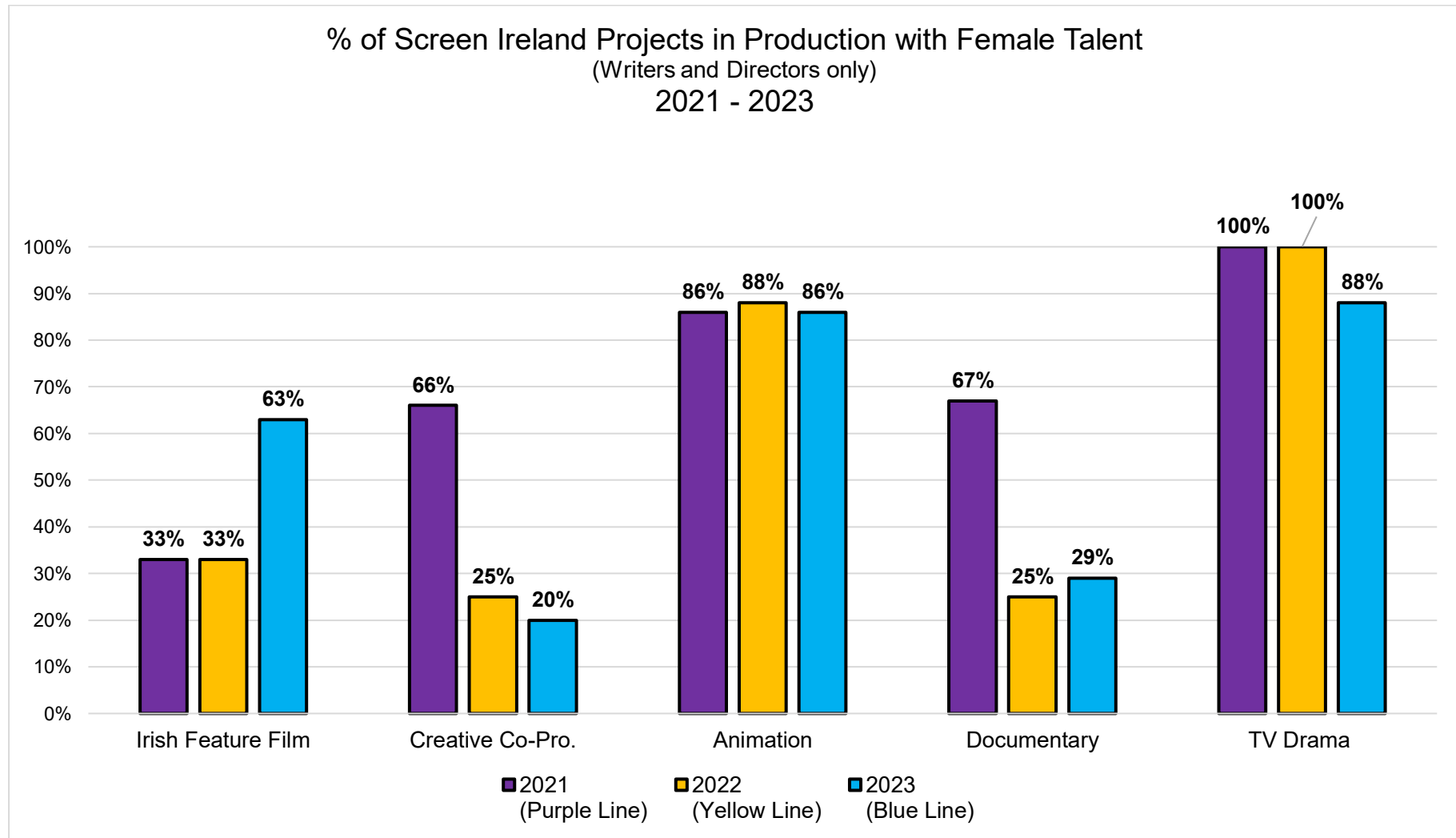


Diagram GS-23-6

% of Screen Ireland Projects in Production with Female DOPs 2021 – 2023